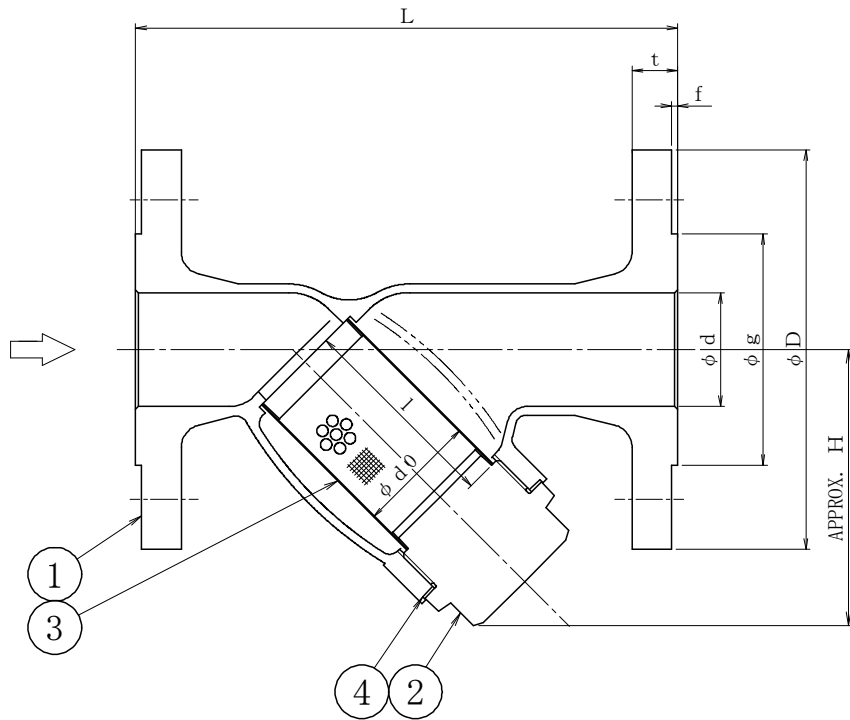
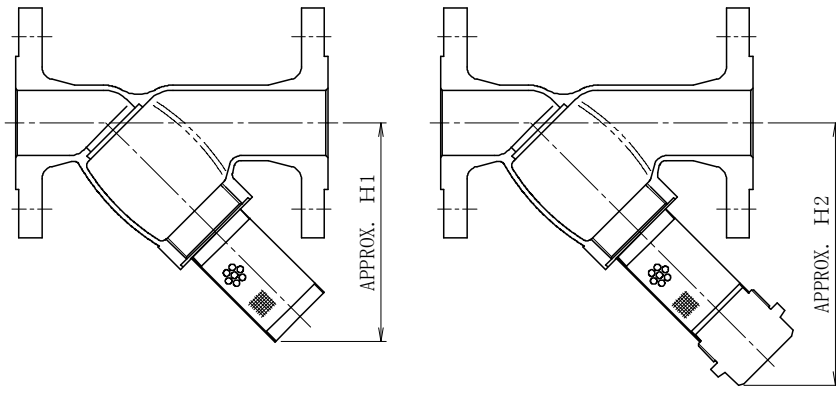
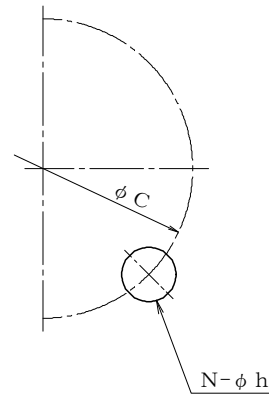



# 150FY-13A



SIZE	d	L	FLANGED								H	H1	H2	d0	l	Q'TY
			D	C	g	f	t	N	h							
1/2	15	15	124	89	60.5	35.1	1.6	9.7	4	16	60	79	94	18	40	
3/4	20	20	135	99	69.8	42.9	1.6	10.5	4	16	70	100	120	23	52	
1	25	25	155	108	79.2	50.8	1.6	11.2	4	16	80	113	134	30	56	
1 1/2	40	40	187	127	98.6	73.2	1.6	14.3	4	16	100	140	168	43	71	
2	50	50	220	152	120.6	91.9	1.6	15.8	4	19	115	163	194	53	82	



### SCREEN

	MESH
	20 MESH
	40 MESH
	60 MESH
	80 MESH
	100 MESH

4	GASKET	T#9007-G20	1	
3	SCREEN	SUS304	1	
2	CAP	SUS304	1	
1	BODY	SCS13A	1	
No	NAME OF PART	MATERIAL	Q.T.Y	REMARKS

NAME CLASS 150  
FLANGED Y TYPE STRAINER

FLUID		TEST PRESSURE	BODY	(HYD)	1.5	MPaG
				(AIR)	—	MPaG
DESIGN PRESSURE	1.0	MPaG	SEAT	(HYD)	—	MPaG
				(AIR)	—	MPaG
DESIGN TEMPERATURE	150	°C		(HYD)	—	MPaG
				(AIR)	—	MPaG

DRAWING No		MODEL No 150FY-13A		
DATE	A. P	C. K	D. S	D. W
SEP. 15, 2022	TAKAHASHI	TAKAHASHI	MORITA	HORIE

No	DESCRIPTION	DATE	A. P	C. K	D. W
REVISIONS					